

NRF Foundation RISE Up



Exam Preview and Sample Questions

This document will provide teachers with information on how students will access the exam and what they will see while taking the exam. We have also provided 10 sample questions with an answer key. These questions are intended only as a sample of what the real exam questions will look like. They are not intended to be used as a pre-test or any other measure of student learning prior to taking the exam. We have also provided information about what students can expect once they have completed their exam.

Table of Contents:

Pre-Exam Information:	page 2
Sample Exam Questions:	page 5
Answer Key:	page 7
Post-Exam Information:	page 8

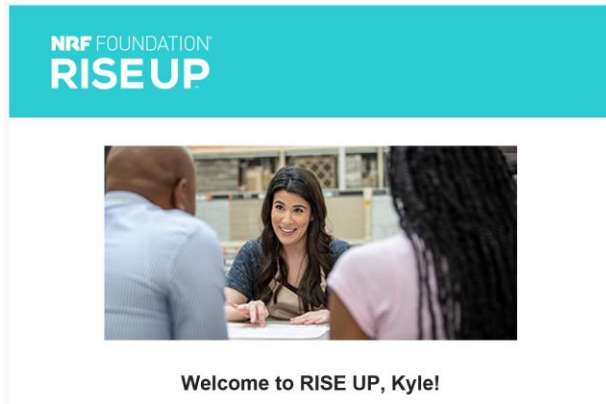
For more information about the RISE Up Programs please visit our [website](#). For questions, please reach out to us at riseup@nrf.com.

Pre-Exam Information:

Student Portal Login Site:

<https://my.pennfoster.com/StudentLMSPFX/?returnUrl=%2FStudentLMSPFX%2FDashboard%2FDefaultDashboard>

Once you have enrolled your student in a Warehouse, Inventory & Logistics Exam license, each enrolled student will receive an email from RISE Up to create and login to their account. This email will come from learn@bemore.pennfoster.com, please make sure this is whitelisted for your students.



Student will click the Let's Get Started button next to their new student id to start the enrollment process.

Here is your log in information:

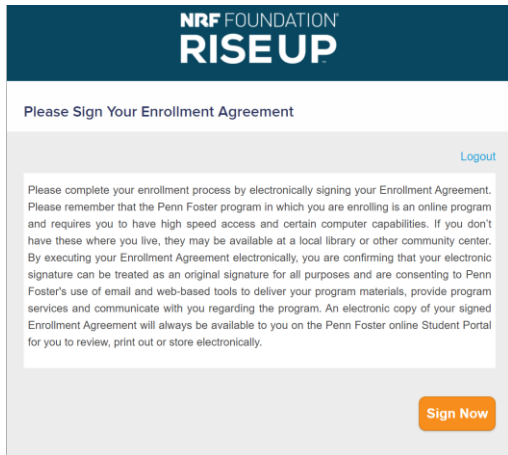
Student ID: 

Let's get started

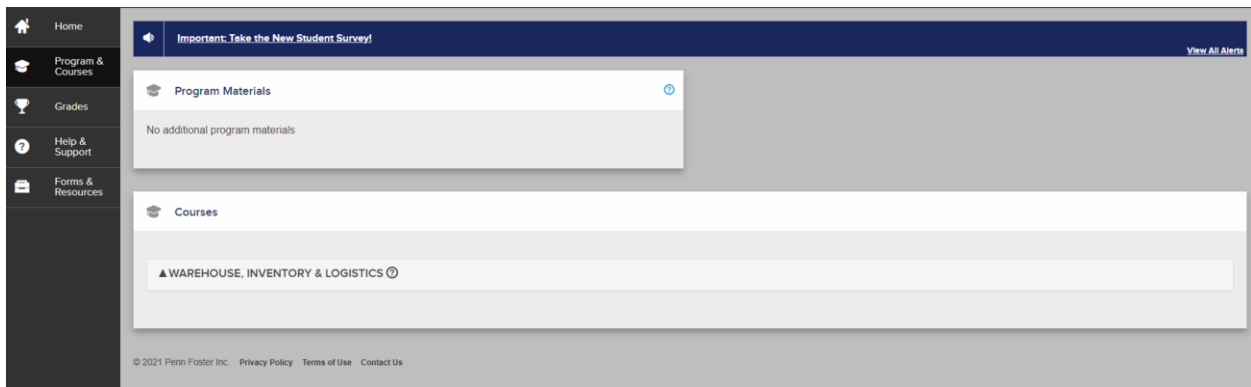
If you used the school's physical address when enrolling your students, please make sure to provide students with the Zip Code used for their registration so they will be able to login to the account. Students will be asked to create a Username and Password, enter their Zip Code, and create two security questions to create their account.

Student Login View:

The first time that student logs in to their account they will fill out the Student Attestation, they will need to e-sign that before they can access their account.



When the student has successfully logged into their student account they will be greeted with this screen:



Students can then click the triangle next to Warehouse, Inventory & Logistics to see the blue Take Exam button and get started on their Exams (below shows an enrollment for the Online Content + Exam, students enrolled in only the Exam will not see the Lessons buttons)

▼ WAREHOUSE, INVENTORY & LOGISTICS ⓘ						VIEW GRADES
Course Materials	Lesson #	Study Materials	Support Materials	Exam Date	Action	
Study Materials			LESSONS			
1. Exam 1	609869				TAKE EXAM	
Study Materials			LESSONS			
2. Exam 2	609870				TAKE EXAM	
Study Materials			LESSONS			
3. Exam 3	609871				TAKE EXAM	

Exam View:

Once students click the TAKE EXAM button, they will see this screen with exam Guidelines and Instructions. They will click Start Exam to begin taking their exam.

Exam Lesson Name: Warehouse, Inventory & Logistics Exam, Part 1

Exam number: 609869RR

Exam Guidelines

Your exam is only available through the online assessment system.

Exam Instructions

- Select the best answer for each question, Click **Next Question** to continue or **Previous Question** to go back.
- You can flag a question to review at the end by selecting **Mark for Review**
- You must answer all questions before you can **Submit** the exam for grading
- To review the questions you have answered or have not answered click **Review my Answers**
- You can exit the exam at any point by clicking **Save & Exit**. Your answers will be saved and will not be submitted for grading. You can return to the exam at a later time, complete the questions and submit for grading.

Good Luck! You've got this!

Start Exam

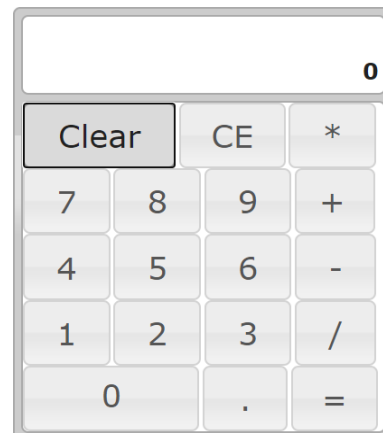
BACK

During the Exam students will also see a calculator tool that they can use for any math questions they may need it on. The calculator icon is located on the right side, just above the question. This is what it looks like. When expanded it will show a full-sized calculator for them to use.

ICON:



Full-sized:



Sample Exam Questions: These questions are similar to the questions that students will see when taking the official NRF Foundation RISE Up Warehouse, Inventory & Logistics Exam. These questions are not intended as a pre-test or any other measure of student learning.

Warehouse, Inventory & Logistics Sample Questions:

1. All the activities associated with the movement of material, usually finished goods or service parts, from the manufacturer to the customer is called?
 - a. E-commerce
 - b. Retailing
 - c. Inventory Management
 - d. Distribution

2. The average time that passes between a customer placing an order and the order being shipped is called:
 - a. Customer time
 - b. Order lead time
 - c. Delay time
 - d. Shelf time

3. The physical selection of products from storage to fill a customer order is called:
 - a. Stocking
 - b. Shipping
 - c. Picking
 - d. Receiving

4. Once a shipment has been inspected, which receiving operation can begin?
 - a. Breakdown
 - b. Picking
 - c. Order fulfillment
 - d. Unloading

5. Juan just placed an order online and a pick list was generated at the warehouse. What process has started in the warehouse?
 - a. Shipping
 - b. Picking
 - c. Stocking
 - d. All answers are correct

6. When orders are picked from a designated storage area, it is known as?
 - a. Zone picking
 - b. Discrete picking
 - c. Batch picking
 - d. Wave picking

7. Cara is an order picker and has what elements on her pick list?
 - a. Order number
 - b. Item SKU number
 - c. Picking location
 - d. All answers are correct

8. Which type of warehousing does not require a fixed capital investment?
 - a. Public warehousing
 - b. Private warehousing
 - c. Contract warehousing
 - d. Storage in transit

9. Walden works at a small warehouse that has a picking standard of 150 lines per hour. If Brian works 6 hours, how many lines will he pick by the end of shift?
 - a. 1,200 lines
 - b. 800 lines
 - c. 900 lines
 - d. 1,000 lines

10. Adam is planning to build storage racks to cover 80% of the stackable space in a warehouse with dimensions of 65 feet by 65 by 35 feet. What is the actual storage capacity of the warehouse?
 - a. 118,300.0 feet
 - b. 147,875.0 feet
 - c. 135,589.75 feet
 - d. 184,843.75 feet

Answer Key:

These are the answers for the above practice questions.

1. D
2. B
3. C
4. A
5. B
6. A
7. D
8. A
9. C
10. A

Post-Exam Information:

Once students have completed and submitted their exams online, they immediately will see their results on the screen.

If the student was successful, they will receive their RISE Up Warehouse, Inventory & Logistics certificate in an email within 24-48 hours after their exam. This email will come from Learn@BeMore.PennFoster.com.

Students will also be emailed a copy of their RISE Up digital badge that they can add to their social media, emails, and resume. That email will come from admin@youracclaim.com.



If the student was unsuccessful, they have the option to retake each exam section within 30 days of their first exam date. Then if they need a retake exam license can be purchased and used to enroll the student in that retake exam.